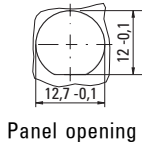
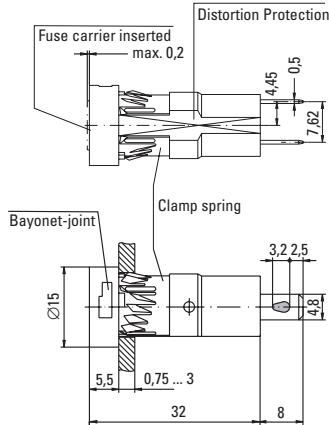


Holder / No. 823



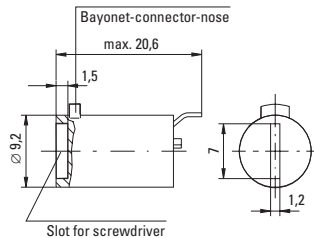
Panel Mount, Shocksafe Snap-In Type, 5x20mm Fuses



Cap / No. 835



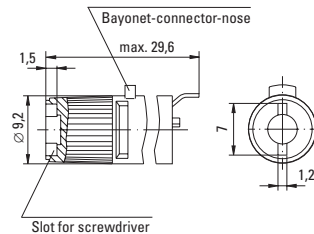
Flush Mount Type



Cap / No. 837



Finger Grip Type



Specifications

Standard

IEC 60127-6
UL 512
CSA C22.2. No.39

Approvals (only 823/835)

VDE: License No. 122096
SEMKO: Certificate No. 9942055
UL Recognized: File No. E 70164
CSA Certified: File No. 47574



Mounting

Pluggable with clamping spring into 12.7mm diameter D-hole (panel thickness 0.75mm-3mm)

Terminals

Solderable or 4.8mm quick connect-fits 0.5mm tab

Protection Class & Category

IP 40 (IEC 60529)
PC2 (IEC 60127-6)

Materials

Holder/Cap: Black Thermoplastic Polyamide PA 6.6, UL94 V-0
Metal Parts: Copper alloy, corrosion protected
Clamp Spring: Spring steel, non-treated
Terminals: Solderable, tinned

Electrical Data (23°C)

Rated Voltage: 250V
Rated Current: 6.3A (VDE/SEMKO)
16A (UL/CSA)
Rated Power: 4W (VDE/SEMKO)

Operating Temperature

-25°C to +70°C (consider de-rating)

Climatic Test

-25°C/+70°C/21 days (IEC 60068-2-1...3)

Stock Conditions

+10°C to +60°C
relative humidity ≤ 75% yearly average, without dew, maximum value for 30 days - 95%

Vibration Resistance

24 cycles at 15 min. each (IEC 60068-2-6)
10 - 60Hz at 0.75mm amplitude
60 - 2000Hz at 10g acceleration

Contact Resistance

≤ 5mΩ

Dielectric Strength

> 1.5 kV

Impulse Voltage

4 kV, 50 Hz, 1 min., dry

Insulation Resistance

> 10³ MΩ (500 VDC, 1 min.)

Solderability

235°C, 3 sec. (Wave)
350°C, 1 sec. (Soldering Iron)

Soldering Heat Resistance

260°C, 5 sec. (IEC 60068-2-20)

Minimum Cross Section

Conductor - 2.5mm²

Marking

823, 250V, Approvals

Unit Weight

3.8g (Holder) / 1.6g (835) / 2.2g (837)

Order Information

Packaging

Bulk (100 pcs.)

Order Numbers

Holder No. 823 0000 000
Cap, Flush Mount No. 835 0000 000
Cap, Finger Grip No. 837 0000 000



Note: 1.00 means the number one with two decimal places. 1,000 means the number one thousand.